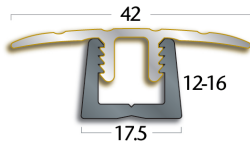


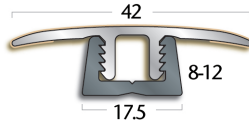
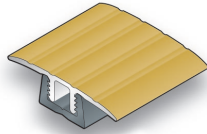
# MULTI-TRIM SYSTEM

## MTS - Twin Top (WTT)

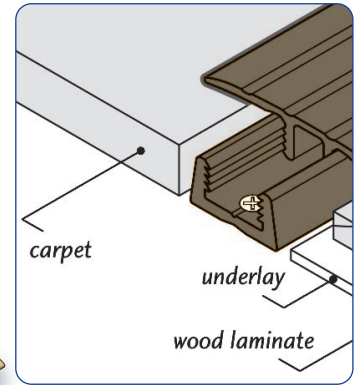

Provides a coordinating join and allows a safe transition between floor coverings and other surfaces of the same height. Also protects the raw edge of floor covering materials.



WTT 42/16  
Metal finish profile



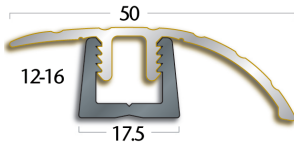
WTT 42/12  
Wood effect finish profile



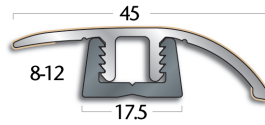
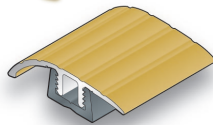
Typical Example:  
Carpet to wood laminate

## MTS - Ramp Top (WTR)

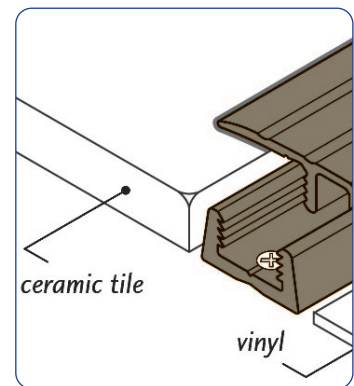

Protects the edge of wood flooring, wood laminate, ceramic tile, vinyl and carpet floorcoverings and provides a safe transition to adjacent lower surfaces.



WTR 50/16  
Metal finish profile



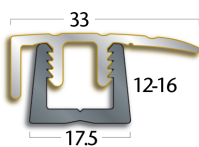
WTR 45/12  
Wood effect finish profile



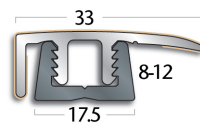
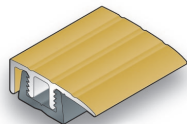
Typical Example:  
Ceramic tile to vinyl

## MTS - Border Top (WTB)

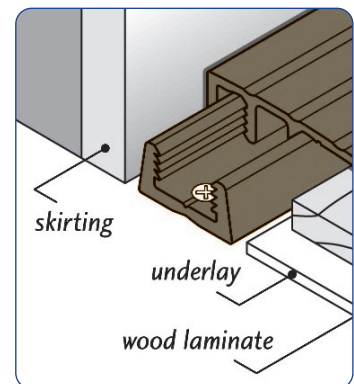
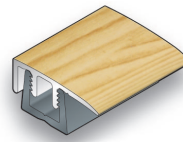
Allows the neat finishing of flooring materials against skirting around the perimeter of a room. Also protects the raw edge of floorcovering materials.



WTB 33/16  
Metal finish profile



WTB 33/12  
Wood effect finish profile



Typical Example:  
Wood laminate to skirting

### Installation

- MTS is a two-piece system, consisting of an aluminium or PVC-u base, and aluminium top with various finishes. The bases are fixed using both screws and cartridge adhesive. The tops are then fixed to the bases once the adhesive has cured.
- When installed with wood or wood laminate flooring a suitable gap must be left between the profile base and the flooring to allow for natural expansion
- Full instructions are supplied with the product.

### WOOD-EFFECT FINISHES

### Colours

Mahogany



Cherry




Dark Oak




Light Oak



Beech



Maple



Also available in Polished Gold. Please note: Due to the limitations of the printing process, colours within this leaflet should not be relied upon for colour matching.